

# Universal hinges

for doors with a min. thickness of 8 mm

## Technical features

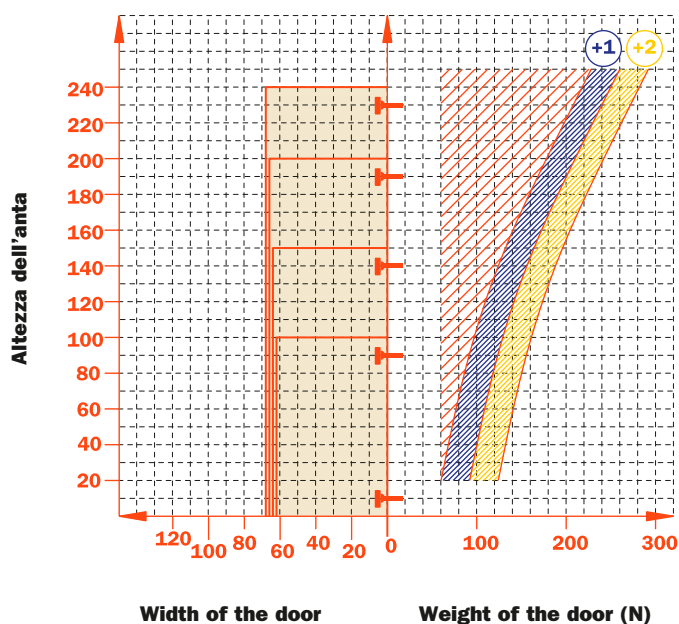
Hinges for doors with a minimum thickness of 8 mm made with special materials.  
Bright nickel plated die-cast cup and arm.

### Disclaimer

Salice Universal (CBY) hinges have been developed for use on doors with a min. thickness of 8 mm. The hinges must be fixed, if possible, with the screws included in the packaging. For special materials, we suggest to contact our technical Assistance Service. Salice will accept no responsibility for any problems associated with the use of screws different from those included or for any consequences of the incorrect method of application.

Constant "L" value of 0.7 mm (it does not change during side adjustment).

Approx. number of hinges required according to the door dimension and weight.




### Adjustments

Compensated side adjustment from -1.5 mm to +4.5 mm.  
Height adjustment  $\pm 2$  mm.  
Depth adjustment with Series 200 mounting plates +2.8 mm.  
Depth adjustment with Domi snap-on mounting plates from -0.5 mm to +2.8 mm.  
Anti-sliding safety stop.

### Mounting plates

Symmetrical and asymmetrical bright nickel plated steel or die-cast Series 200 mounting plates.  
Snap-on assembly on Domi mounting plates.  
Positioning with pre-determined stop on traditional Series 200 mounting plates.

N.B. : Use POZIDRIVE No. 2 screwdrivers for all screws.

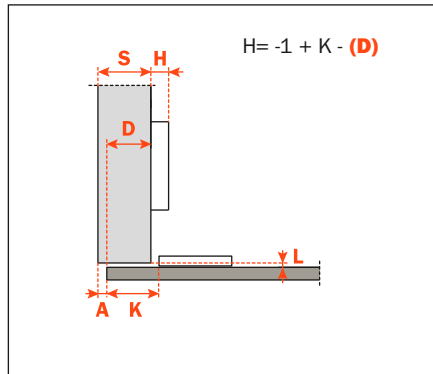



**Technical information**

**Hinges for doors with a minimum thickness of 8 mm made with special materials.**

Possible fixing inset distance on the door (K): from 0 to 22 mm. 110° opening. To limit the opening of the hinge, see page 17 chapter "Accessories".

Compatible with all traditional Series 200 mounting plates and with all Domi snap-on mounting plates.



**CBY2AE9** = with integrated soft-close

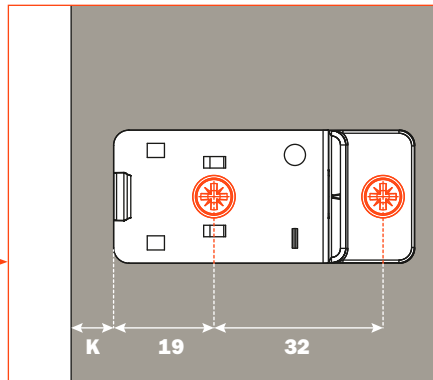
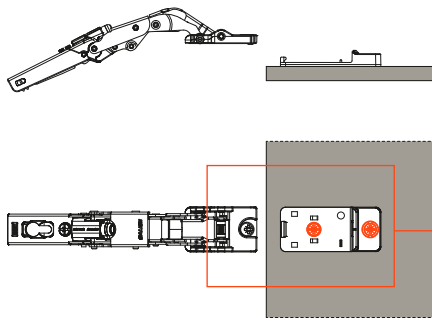
**CBY2AC9** = sprung hinge

**CBYQAC9** = with Push opening

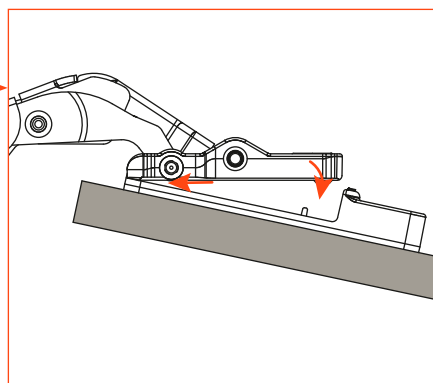
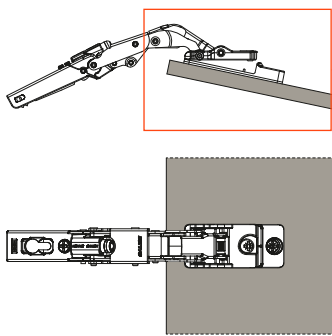
**CBY1AC9** = unsprung hinge

**Packing**

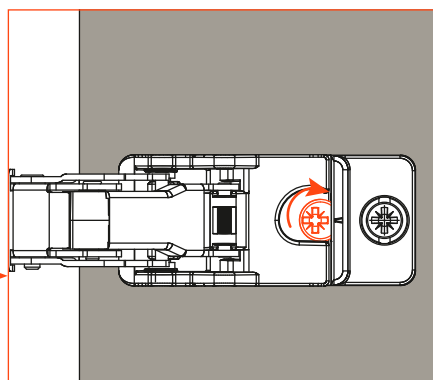
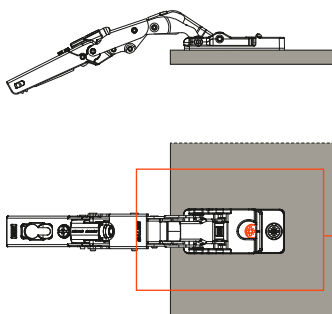
Boxes 150 pcs.  
Pallets 3.600 pcs



**1)** The hinge plate must be fixed to the door with the included screws.



**2)** Locate the hinge onto the plate when it is fixed to the door.



**3)** Rotate the fixing cam.