

KRABY LID STAY

long size Length=355mm Automatic S.F. version



KRABY is the new gas and oil stay conception with a completely new design to open flap doors. It has been conceived to be installed by using standard automatic drilling processes. It is available in several newton strengths to suit small - medium - big - maxi size doors. It can be fixed directly on solid doors or wider aluminium frame section doors. For small aluminium sections a range of special adaptors is available.

With **KRABY** 355mm in Automatic S.F. version, once you begin to open the door, it continues to open gently and completely by itself.

Useful method:

- For aligning nearby doors through the rotary knob placed on the piston base plate.
- To change the time in opening and closing of the door by adjusting the position of the piston base plate within the "U" slot of the side bracket.

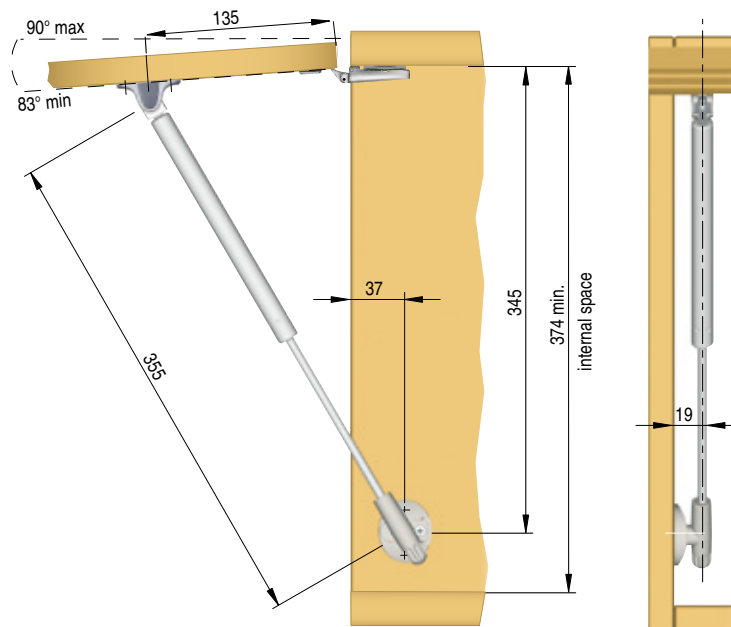
All the parts (stay excluded) are in zinc alloy nickel plated and engineering plastic.

In accordance with Italian regulation UNI 8607

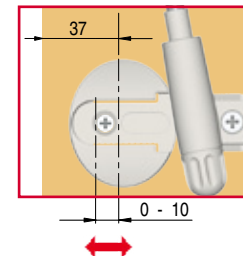
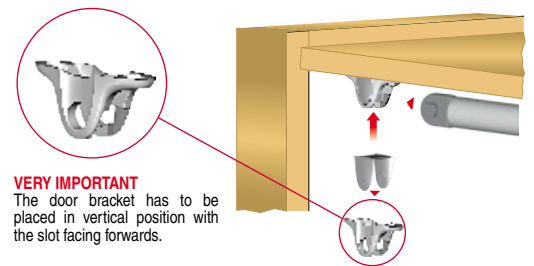
PATENTED



DRILLING PLAN

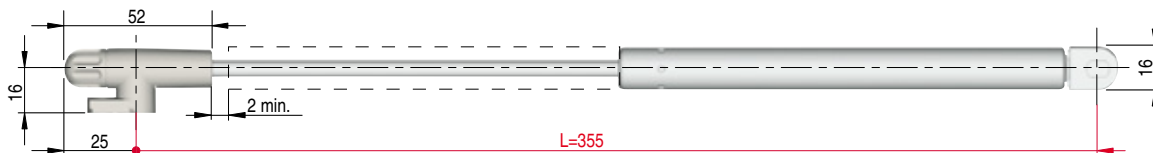


DETAILS



The dimensions of the above drilling plan refer to carcasses which use **standard sprung hinges** and mounting plates 0mm.

TECHNICAL DRAWING AND CHART TO FIND THE RIGHT STRENGHT



AUTOMATIC OPENING VERSION

Width door (mm)	450		600		900		1200		1500		1800	
Height door (mm)	Kg	Stays x N	Kg	Stays x N	Kg	Stays x N	Kg	Stays x N	Kg	Stays x N	Kg	Stays x N
400 - 450	2,1 - 2,4	1 x 80	2,8 - 3,2	2 x 50	4,2 - 4,7	2 x 50	5,6 - 6,3	2 x 80	7,0 - 7,9	2 x 80	8,4 - 9,5	2 x 100
451 - 500	2,4 - 2,6	1 x 80	3,2 - 3,5	2 x 50	4,7 - 5,3	2 x 80	6,3 - 7,0	2 x 80	7,9 - 8,8	2 x 100	9,5 - 10,5	2 x 120
501 - 550	2,6 - 2,9	1 x 80	3,5 - 3,9	2 x 50	5,3 - 5,8	2 x 80	7,0 - 7,7	2 x 100	8,8 - 9,7	2 x 120	-	-
551 - 600	2,9 - 3,2	2 x 50	3,9 - 4,2	2 x 80	5,8 - 6,3	2 x 80	7,7 - 8,4	2 x 120	-	-	-	-
601 - 650	3,2 - 3,4	2 x 80	4,2 - 4,6	2 x 80	6,3 - 6,8	2 x 100	8,4 - 9,1	-	-	-	-	-
651 - 700	3,4 - 3,7	2 x 80	4,6 - 4,9	2 x 80	6,8 - 7,4	2 x 120	9,1 - 9,8	-	-	-	-	-

Strenght (N)	50	80	100	120
Part. no	42130010NN	42131010NN	42132010NN	42133010NN

The above charts refer to chipboard or MDF 18mm doors and aluminium frame doors with glass 4mm thick. These are experimental results to be checked by the customer. Our technical department is at your disposal to test further cases out of this chart.